




Pt. SMS MINERAL INTERNATIONAL - INDONESIA					
BALANCE SHEET AS ON 31-12-2017					
PARTICULARS	SCHEDULE	Indonesian Rupiah	Indian Rupees	Amt in IDR	
		31.12.2017	31.12.2017	31.12.2016	31.12.2016
SOURCES OF FUNDS					
			212.41 ₹		198.62 ₹
Share Capital	1	3,67,80,00,000.00	1,73,15,568.95 ₹	3,67,80,00,000.00	1,85,17,772.63 ₹
Reserves & Surplus	2	(48,93,35,82,112.09)	23,03,73,250.37 ₹	(41,37,62,95,801.41)	20,83,18,879.27 ₹
Unsecured Loans	3	66,40,04,19,640.28	31,26,04,960.41 ₹	60,48,04,71,807.28	30,45,03,432.72 ₹
Deferred Tax Liability / Assets		5,70,16,845.97	2,68,428.26 ₹	5,70,16,845.97	2,87,064.98 ₹
TOTAL		21,20,18,54,374.16	9,98,15,707.24	22,83,91,92,851.84	11,49,89,391.06
APPLICATION OF FUNDS					
Fixed Assets	4				
Gross Block		16,69,22,24,884.81	7,85,84,929.65 ₹	16,69,22,24,884.81	8,40,41,007.37 ₹
Less : Depreciation		15,97,12,90,461.60	7,51,90,859.48 ₹	14,73,48,72,636.35	7,41,86,248.30 ₹
Net Block		72,09,34,423.21	33,94,070.07 ₹	1,95,73,52,248.46	98,54,759.08 ₹
Current Assets, Loans & Advances					
Cash and Bank Balances	5	16,26,34,107.11	7,65,661.25 ₹	12,95,23,619.03	6,52,117.71 ₹
Deposits, Loans & Advances	6	70,52,29,58,066.86	33,20,13,361.27 ₹	70,36,08,00,426.86	35,42,47,308.56 ₹
Sundry Debtors	7	1,32,09,40,085.10	62,18,822.49 ₹	1,32,09,40,085.10	66,50,589.49 ₹
Closing Stock			- ₹	-	-
		72,00,65,32,259.07	33,89,97,845.01 ₹	71,81,10,64,130.99	36,15,50,015.76 ₹
Less: Current Liabilities & Provisions	8	51,58,64,59,022.67	24,28,62,866.65 ₹	51,00,22,39,585.67	25,67,83,000.63 ₹
Net Current Assets		20,42,00,73,236.40	9,61,35,178.36 ₹	20,80,88,24,545.32	10,47,67,015.13
Misc. Preliminary Expenses	9	6,08,46,714.56	2,86,458.80 ₹	7,30,16,058.07	3,67,616.85 ₹
TOTAL		21,20,18,54,374.17	9,98,15,707.24	22,83,91,92,851.85	11,49,89,391.06
		(0.00)	(0.00)	(0.00)	(0.00)
		(0.00)			
For Pt. SMS Mineral International					
					
PLACE: NAGPUR					
DATE: 27-12-2018					





Pt. SMS MINERAL INTERNATIONAL - INDONESIA					
PROFIT & LOSS ACCOUNT FOR THE YEAR ENDED 2017					
PARTICULARS	SCHEDULE	31.12.2017	Indian Rupees 31.12.2017	31.12.2016	Indian Rupees 31.12.2016
INCOME			212.41 ₹		198.62 ₹
Sales Domestic		-	-	-	-
Sales Export		-	-	-	-
Other Income					
Bank Interest		8,20,551.82	3,863.06	2,20,552.85	1,110.43
Discount Income		-	-	-	-
Misc Income (Exchange Rate Variation)		70,19,444.84	33,046.68	-	-
Increase / (Decrease) in Stock	10	-	-	-	-
Total		78,39,996.66	37,122.14	2,20,552.85	1,309.05
EXPENDITURE					
Direct Expenses	10	1,12,25,97,360.00	52,85,049.48	67,20,74,325.00	33,83,719.29
Administrative Expenses	11	5,19,39,41,778.58	2,44,52,435.28	1,73,35,81,937.92	67,28,133.81
Depreciation	4	1,23,64,17,825.25	58,20,902.15	1,81,59,88,472.23	91,43,029.26
1/15 of Misc. Preliminary Expenses	12	1,21,69,343.51	57,291.76	1,21,69,343.07	61,269.47
Total		7,56,51,26,307.34	3,56,15,678.67	4,23,38,14,078.22	2,13,16,151.84
NET PROFIT / (LOSS) BEFORE TAXATION		(7,55,72,86,310.68)	(3,55,78,768.94)	(4,23,35,93,525.37)	(2,13,15,041.41)
Provision for Taxation		-	-	-	-
Deffered Tax income (expense)		-	-	47,26,786.00	23,768.14
NET PROFIT / (LOSS) AFTER TAXATION		(7,55,72,86,310.68)	(3,55,78,768.94)	(4,23,83,20,311.37)	(2,13,38,839.55)
PROFIT / (LOSS) CARRIED TO BALANCE SHEET		(7,55,72,86,310.68)	(3,55,78,768.94)	(4,23,83,20,311.37)	(2,13,38,839.55)
For Pt. SMS Mineral International					
					
DATE: 27-12-2018.					





Pt. SMS MINERAL INTERNATIONAL - INDONESIA					
SCHEDULE ATTACHED TO AND FORMING PART OF ACCOUNTS					
AS ON 31.12.2017					
	IDR	INR		IDR	INR
	31.12.2017	31.12.2017		31.12.2016	31.12.2016
SCHEDULE - 1					
Share Capital					
Authorised Share Capital	3,67,80,00,000.00	1,73,15,568.95 ₹		3,67,80,00,000.00	1,85,17,772.63 ₹
No. of Share 400000 @1/- USD					
Rp. @9195.00					
	3,67,80,00,000.00	1,73,15,568.95		3,67,80,00,000.00	1,85,17,772.63
Issued and paid up Capital					
SMS Infrastructure Ltd. Nagpur					
320000 USD @9195.00	2,94,24,00,000.00	1,38,52,455.16 ₹	2,94,24,00,000.00		1,48,14,218.10 ₹
Vinay Parmanand Hariani					
40000 USD @9195.00	36,78,00,000.00	17,31,558.89 ₹	36,78,00,000.00		18,51,777.26 ₹
Rajiv Behal					
40000 USD @9195.00	36,78,00,000.00	17,31,558.89 ₹	36,78,00,000.00		18,51,777.26 ₹
	3,67,80,00,000.00	1,73,15,568.95		3,67,80,00,000.00	1,85,17,772.63
	3,67,80,00,000.00	1,73,15,568.95		3,67,80,00,000.00	1,85,17,772.63
SCHEDULE - 2					
Reserves & Surplus					
Profit & Loss Account Previous Year	-41,37,62,95,801.41	19,47,94,481.43 ₹		(40,26,62,65,801.03)	20,27,30,167.16 ₹
Less : Assesemnt Tax Liability 2009					
Less : Assesemnt Tax Liability 2010					
Less : Assesemnt Tax Liability 2011				3,12,82,90,311.00	1,57,50,127.43 ₹
Deferred Tax Liability Previous year					
Profit & Loss Account for the Year	(7,55,72,86,310.88)	3,55,78,768.94 ₹		(4,23,83,20,311.37)	2,13,38,839.65 ₹
	(48,93,35,82,112.09)	(23,03,73,250.37)		(41,37,62,95,801.41)	(20,83,18,879.27)
SCHEDULE - 3					
Unsecured Loans					
SMS Infrastructure Ltd.	65,06,71,19,840.28	30,83,27,948.97 ₹		60,48,04,71,807.28	30,45,03,432.72 ₹
Raynik FZC (Investor)	1,33,33,00,000.00	62,77,011.44 ₹			
	66,40,04,19,840.28	31,26,04,960.41		60,48,04,71,807.28	30,45,03,432.72
SCHEDULE - 5					
Cash & Bank Balances					
Bank HSBC IDR A/c 050051739001	-	- ₹	1,81,99,100.00		91,627.73 ₹
Bank HSBC USD A/c 050051739007	-	- ₹	2,55,87,069.82		1,28,723.54 ₹
SBI Indonesia IDR	2,26,96,572.00	1,08,852.65 ₹	2,23,16,440.00		1,12,357.47 ₹
SBI Indonesia USD	1,08,41,827.35	51,041.98 ₹	1,08,31,837.35		54,535.48 ₹
Bank Mandiri IDR A/c	6,18,46,707.76	2,91,166.65 ₹	35,81,487.90		18,031.86 ₹
Bank Mandiri USD A/c	6,72,49,000.00	3,16,599.97 ₹	4,90,27,684.16		2,46,841.63 ₹
	16,26,34,107.11	7,65,661.25		12,95,23,619.03	6,52,117.71
SCHEDULE - 6					
Loans & Advances					
A Wildan	8,10,23,296.60	3,81,447.66 ₹	8,10,23,296.60		4,07,931.21 ₹
Dileep Chakrawarthy	-	- ₹	-		- ₹
Office Rent Advance Jakarta	-	- ₹	-		- ₹
Lisanto	-	- ₹	-		- ₹
Kalimantan Project Buntok	5,84,56,90,471.90	2,75,20,787.50 ₹	5,84,56,90,471.90		2,94,31,529.92 ₹
Sangata New Project	59,05,09,125.00	27,80,043.90 ₹	59,05,09,125.00		29,73,059.74 ₹
PT. Pargun Mineral Jaya	19,16,92,71,230.00	9,02,46,557.27 ₹	19,16,92,71,230.00		9,65,12,290.96 ₹
PT. Pargun Mineral Jaya (Others)	1,73,46,000.00	81,662.82 ₹	1,73,46,000.00		87,332.59 ₹
PT. Sinamarinda Lintas Nusantara	44,71,58,96,818.12	21,05,16,909.84 ₹	44,55,36,39,178.12		22,43,15,976.13 ₹
Rikvin Consultancy	9,34,77,725.24	4,40,081.57 ₹	9,34,77,725.24		4,70,636.01 ₹
SMS Infrastructure Ltd India	1,75,00,000.00	82,337.83 ₹	1,75,00,000.00		88,107.94 ₹
Pt SMS Mines Indonesia	-	- ₹	-		- ₹
KUD Mine Working Bank Account	1,00,000.00	470.79 ₹			
Zulkifli Basandid	(78,56,600.00)	(36,987.90 ₹)	(78,56,600.00)		(39,555.94 ₹)
	70,52,29,58,066.86	33,20,13,361.27		70,36,06,00,426.86	35,42,47,308.66

(Handwritten Signature)



PARTICULARS	31.12.2017	31.12.2017	31.12.2016	31.12.2016
SCHEDULE - 7				
Sundry Debtors				
Less Than 6 Months				
PT. Trisakti Mega Energi	1,30,02,56,900.00	61,21,448.61 ₹	1,30,02,56,900.00	65,46,455.04 ₹
PT Tiga Mutiara Indah	-	-	-	-
PT. Bumi Riau Cemarlang	2,06,83,185.10	97,373.88 ₹	2,06,83,185.10	1,04,134.45 ₹
	1,32,09,40,085.10	62,18,822.49	1,32,09,40,085.10	66,50,589.49
SCHEDULE - 8				
Current Liabilities & Provisions				
SMS Infrastructure Ltd. Exp. A/c	42,61,05,46,142.90	20,06,05,179.34 ₹	42,61,05,46,142.90	21,45,33,008.47 ₹
SMS Infrastructure Nagpur Misc A/c	10,98,53,896.18	6,17,178.55 ₹	10,83,03,896.18	5,45,281.93 ₹
Pt SMS Mines Indonesia	5,83,06,75,471.00	2,74,50,098.73 ₹	6,25,51,76,071.00	3,14,93,183.32 ₹
Gurujit Pillai	-	-	-	-
Uttam Kumar Singh	-	-	-	-
C M Singh	-	-	-	-
Milind Naik	-	-	-	-
Bansi Mahio	-	-	-	-
Audit Fees Payable	2,69,50,000.00	1,26,877.27 ₹	-	-
Imagis Engineering Solutions	5,57,76,250.00	2,62,587.68 ₹	5,57,76,250.00	2,80,818.90 ₹
Drh Muchlish	-	-	-	-
KUD Sinamar Sakato	1,30,86,39,720.00	61,60,913.89 ₹	1,30,86,39,720.00	65,88,660.36 ₹
PT Warisan Bumi Andalas	25,02,231.00	11,780.19 ₹	25,02,231.00	12,598.08 ₹
CV Sumur Bening Pratama	44,96,95,420.00	21,17,110.40 ₹	-	-
C V Hasil Bumi Raja (Timbangan Padang)	1,19,68,370.00	58,345.61 ₹	1,19,68,370.00	60,257.63 ₹
PT Asia Development Engineering	18,50,78,276.00	8,71,325.62 ₹	18,50,78,276.00	9,31,820.94 ₹
PT Asia Pacific Coal Jakarta	-	-	-	-
Sahril Other Local Party	58,79,400.00	27,679.49 ₹	58,79,400.00	29,601.25 ₹
PT. Global Indo Bara	97,06,300.00	45,696.06 ₹	97,06,300.00	48,868.69 ₹
Salary payable	36,47,000.00	17,169.62 ₹	64,12,000.00	32,282.75 ₹
Liabilities employment benefit	42,16,01,188.59	19,84,846.23 ₹	42,16,01,188.59	21,22,652.24 ₹
Jamsostek Payable	3,94,740.00	1,858.39 ₹	3,94,740.00	1,987.41 ₹
BPJS Payable	2,55,000.00	1,200.51 ₹	2,55,000.00	1,283.68 ₹
Susanto (Contractor)	2,00,00,000.00	64,167.53 ₹	2,00,00,000.00	1,00,694.79 ₹
With Tax Payable on Rent	-	-	-	-
Withholding Tax Payable on Consultancy	5,50,000.00	2,589.33 ₹	-	-
Withholding Tax Payable on Interest	50,96,27,537.00	23,99,263.39 ₹	-	-
Withholding Tax Payable on Contractor	2,31,12,080.00	1,08,808.81 ₹	-	-
Withholding Tax Payable on Salary	-	-	-	-
Assessment Tac 2011 Liability	-	-	-	-
Advance Tax Payable	-	-	-	-
	51,58,64,59,022.67	24,28,62,666.65	51,00,22,39,585.67	25,67,83,000.83
SCHEDULE - 9				
INCREASE / DECREASE IN STOCK				
Opening Stock	-	-	-	-
Closing Stock	-	-	-	-
SCHEDULE - 10				
DIRECT EXPENSES				
Purchase of Coal	-	-	-	-
CHP Expenses	-	-	-	-
Salary	7,91,16,000.00	3,72,468.34 ₹	61,09,28,783.00	30,75,867.40 ₹
Office Rent Expenses	-	-	5,15,15,000.00	2,59,364.62 ₹
Jamsostek Employee Insurance	35,13,360.00	16,540.46 ₹	53,67,332.00	27,023.12 ₹
BPJS	24,48,000.00	11,524.88 ₹	42,63,210.00	21,464.15 ₹
OB & Coal Removable	51,80,47,000.00	24,38,901.18 ₹	-	-
Ob Removable	51,94,73,000.00	24,45,614.61 ₹	-	-
	1,12,26,97,360.00	52,85,049.48	67,20,74,325.00	33,83,719.29
SCHEDULE - 11				
ADMINISTRATIVE EXPENSES				
Office Expenses	35,44,000.00	16,684.71 ₹	-	-
Traveling Expenses	15,50,000.00	7,297.21 ₹	-	-
Padang & Jakarta Guest house Expenses	-	-	-	-
Allowance for employment benefit	-	-	-	-
Business Promotion	-	-	-	-
Financial Consultancy Charges to Foreign Company	-	-	-	-
Audit fees	2,75,00,000.00	1,29,486.60 ₹	-	-
Legal Charges	-	-	-	-
Consultancy charges	-	-	-	-
Interest paid to foreign Company	5,09,62,75,370.00	2,39,92,633.92 ₹	1,72,44,60,518.00	86,82,203.84 ₹
Interest on Car Loan	-	-	-	-
Bank Charges	1,00,56,238.96	47,343.53 ₹	29,32,740.84	14,765.59 ₹
Bank Charges HSBC (NOP A/c Closed in Yr 2014)	4,37,66,169.62	2,06,045.71 ₹	-	-
Tax Amenisty	1,12,50,000.00	52,963.81 ₹	-	-
Exchange rate Variation	-	-	61,88,679.08	31,158.39 ₹
Interest on Tax late payment	-	-	-	-
	5,19,39,41,778.58	2,44,52,435.26	1,73,35,81,937.92	87,28,133.81
SCHEDULE - 12				
Misc. Preliminary Expenses				
1/15 Transfer to P&L	7,30,16,058.07	3,43,750.57 ₹	8,51,85,401.14	4,28,886.32 ₹
	1,21,69,343.51	57,291.76 ₹	1,21,69,343.07	61,269.47 ₹
	6,08,46,714.56	2,85,458.80	7,30,16,058.07	3,67,616.85

Handwritten signature

